










Rosedale Landscape and Garden Second Quarter Product Sales Summary

	April		May		June		Product Total	April/May/June		
U.S.	\$	1,296,917	\$	1,236,423	\$	1,329,317	\$ 3,862,657			
Canada		1,474,352		1,571,929		1,624,815	4,671,096			
Total	\$	2,771,269	\$	2,808,352	\$	2,954,132	\$ 8,533,753			

Rosedale Landscape and Garden

Second Quarter Product Sales Summary: U.S.

	April	May	June	Product Total	Percent of Total
Sod	\$ 419,314	\$ 421,698	\$ 488,742	\$ 1,329,754	34.43%
Trees	221,668	188,752	220,950	631,370	16.35%
Shrubs	123,661	124,080	125,900	373,641	9.67%
Roses	315,774	284,883	276,902	877,559	22.72%
Color	216,500	217,010	216,823	650,333	16.84%
Monthly Total	\$ 1,296,917	\$ 1,236,423	\$ 1,329,317	\$ 3,862,657	

Rosedale Landscape and Garden

Second Quarter Product Sales Summary: Canada

	April	May	June	Product Total	Percent of Total
Sod	\$ 374,642	\$ 431,698	\$ 444,905	\$ 1,251,245	26.79%
Trees	316,750	387,800	366,325	1,070,875	22.93%
Shrubs	217,950	217,402	218,633	653,985	14.00%
Roses	212,050	211,475	212,268	635,793	13.61%
Color	352,960	323,554	382,684	1,059,198	22.68%
Monthly Total	\$ 1,474,352	\$ 1,571,929	\$ 1,624,815	\$ 4,671,096	